

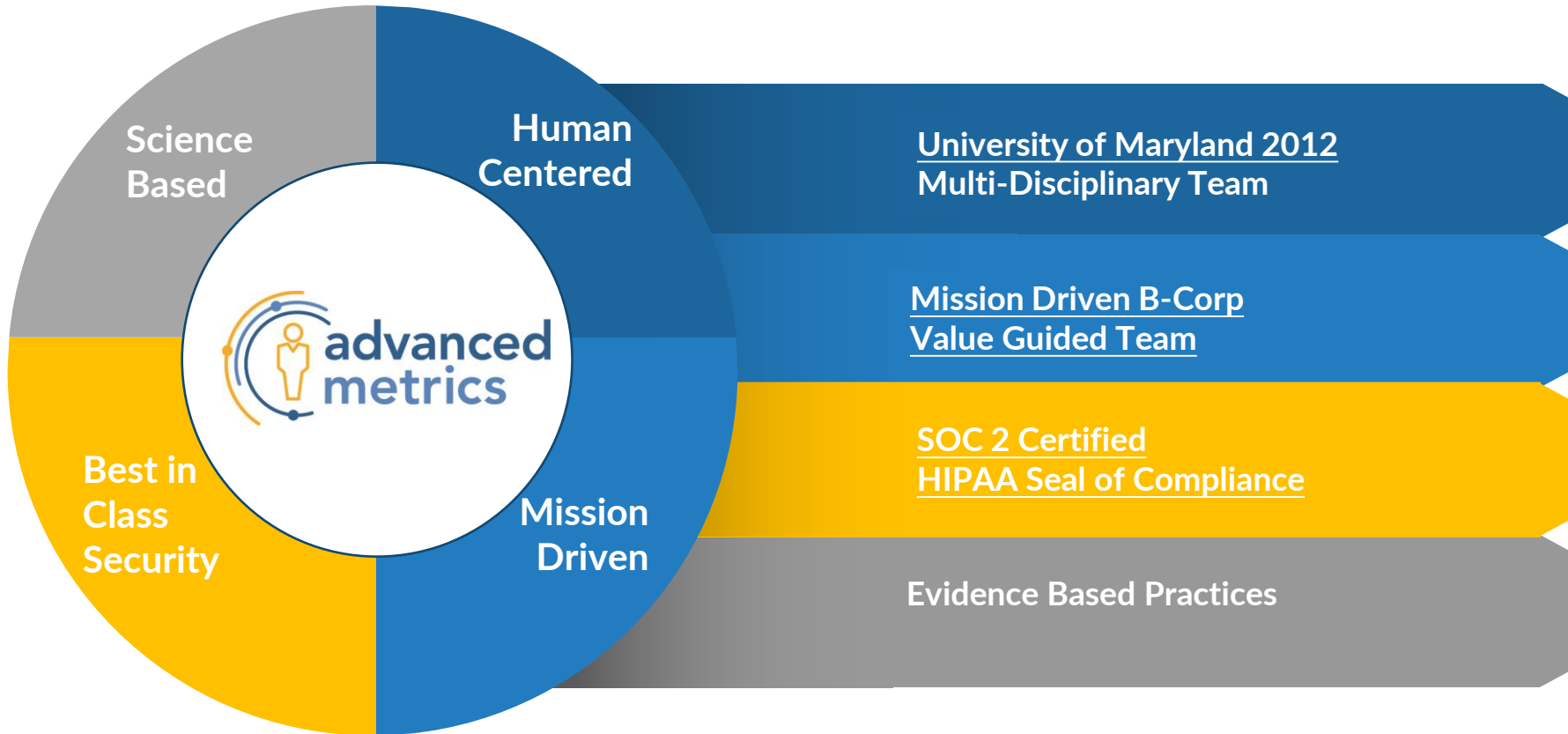
# Launching Value Based Purchasing

*A Benefit to all Stakeholders*



# Advanced Metrics

Improving lives by empowering community and health-based services with **science informed software** and **human centered data analysis**.



# IMAGINE

Being able to EASILY collect data and produce reports for...



Real Time Outcome Monitoring



Individual Change Over Time



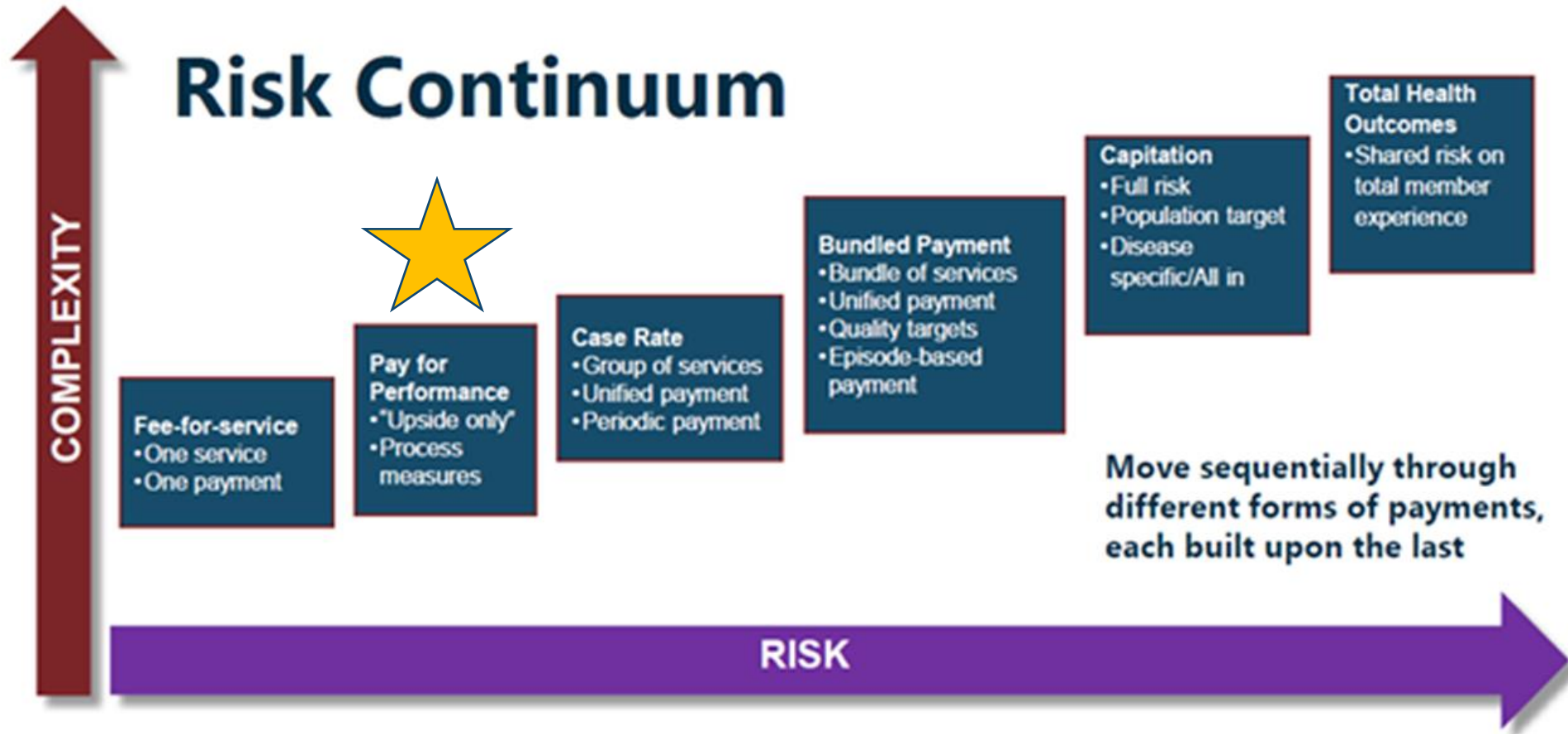
Program Level Change Over Time



Annual Audit Preparedness



# Overview of Value Based Purchasing Models



# Golden Thread



## Admit

Child is admitted to an IBHS program.

## Diagnose

Child receives a diagnosis of either:

- Mental health
- Autism Spectrum Disorder

## Assess

Clinicians complete a version of the Child and Adolescent Needs and Strengths (CANS) assessment in KIDnet.

- CANS Comprehensive (for mental health)
- CANS Autism

## Treat

Clinicians address client needs and strengths identified on the CANS by using Evidence-Based Practices such as:

- Motivational Interviewing
- Trauma-Informed CBT
- Parent-Child Interaction Therapy

## Collect Data

Clinicians collect data on client objectives and skill transfer in KIDnet to aid:

- Outcomes monitoring
- Future treatment planning



## Repeat

The steps repeat until discharge.

## Reassess

Clinicians use data to inform regular updates to the CANS assessment in KIDnet.

## Treat

Clinicians continue to use Evidence-Based Practices to address client needs and strengths.

## Collect Data

Clinicians continue to collect data on objectives and skill transfer in KIDnet.

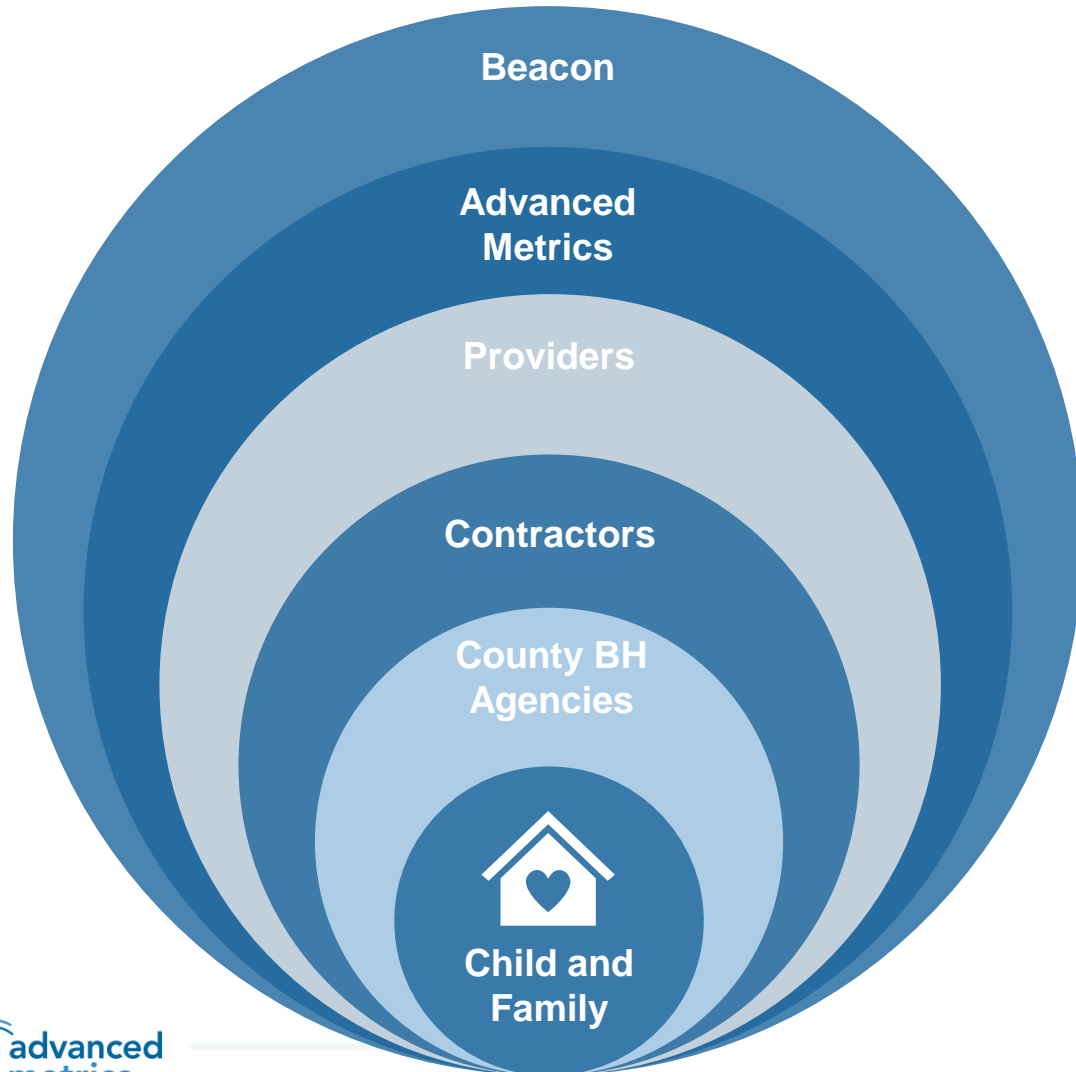


# The Provider, Member, and Family Experience

## IBHS Provider Testimonial

[Click here to watch a brief video](#)

# Value Based Purchasing Initiative Roles, Responsibilities and Timeline



## Beacon

- Develop and Revise VBP Model
- Actuarial Analysis
- Provide Enhanced Payments

## Advanced Metrics

- KIDnet and CANS Implementation and Training
- Manage KIDnet
- Solution Support

## Providers

- Readiness Survey
- Attend Trainings
- Engage with Families; Collect and Enter Data
- Receive Enhanced Payments
- Provide Feedback

## Contractors

- Communicate Value of VBP
- Advocate for EBP and KIDnet
- Deliver Payment

## County BH Agencies

- Communicate Value of VBP
- Advocate for EBP and KIDnet
- Engage with Providers

## Child and Family

- Receive Evidence-Based Services

# Training and Implementation



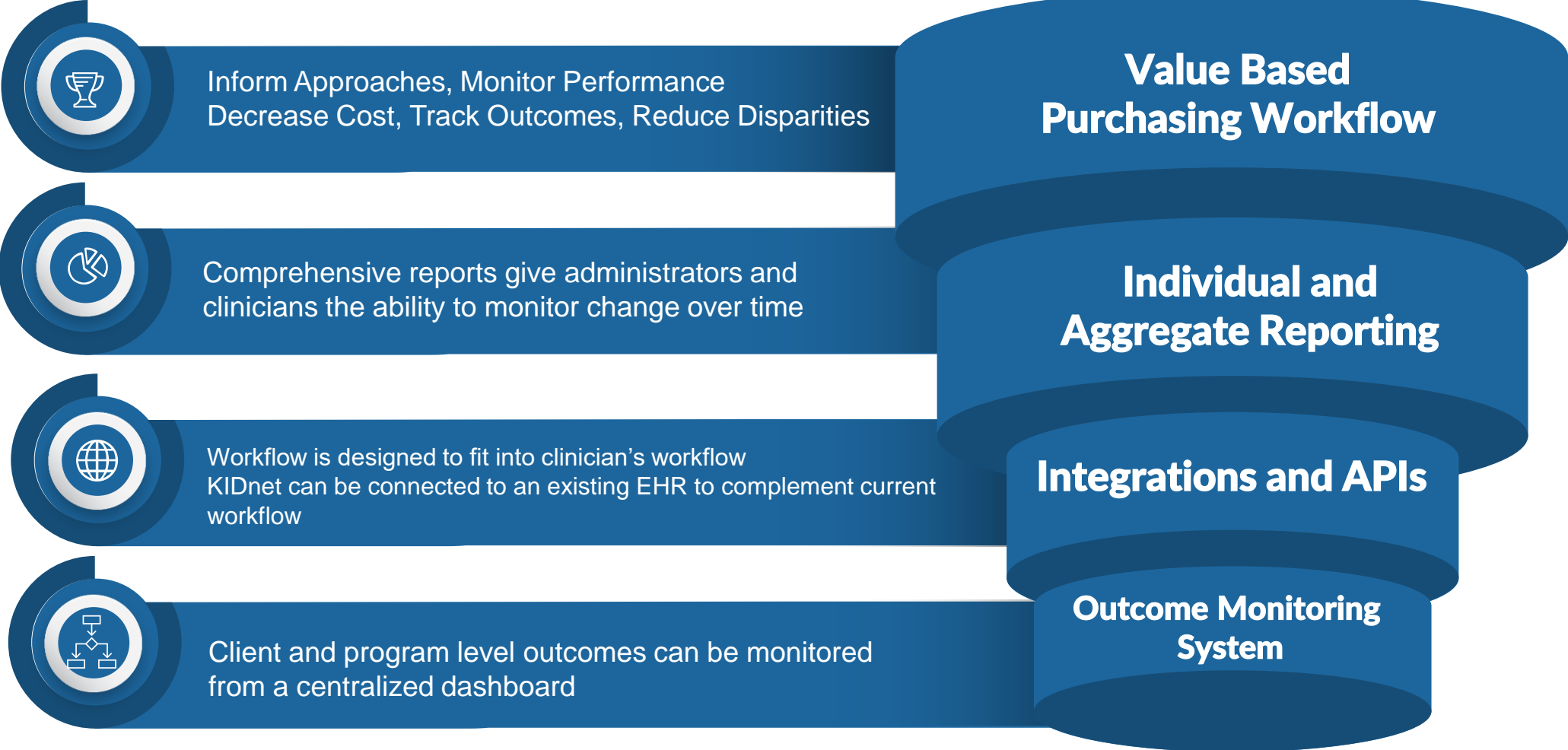


# Who Receives Training?

*Individual/ Group IBHS and ABA only*

Role	CANS Training	KIDnet Training
Master's level clinician	✓	✓
Clinical Supervisor	✓	✓
Behavioral Health Technician		✓
Program Administrator		✓
Administrative Staff		✓

# KIDnet Features



# KIDnet Reports

## CANS Assessments and Change Over Time Looking at Individual Client's Change Over Time

Summary of the most recent CANS Assessment by domain.

Change over time on the scores for the entire CANS assessment and each domain.

### CANS Summary as of 7/11/2022 Evaluation

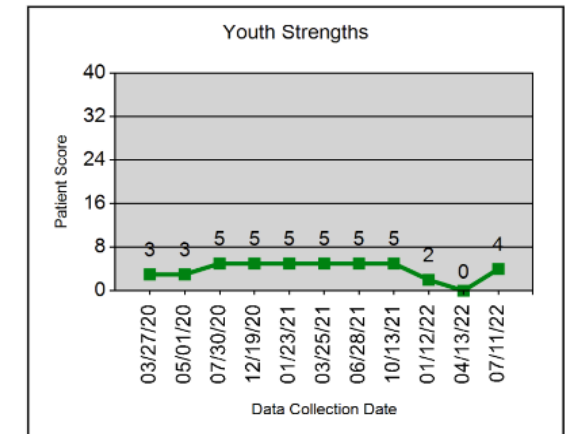
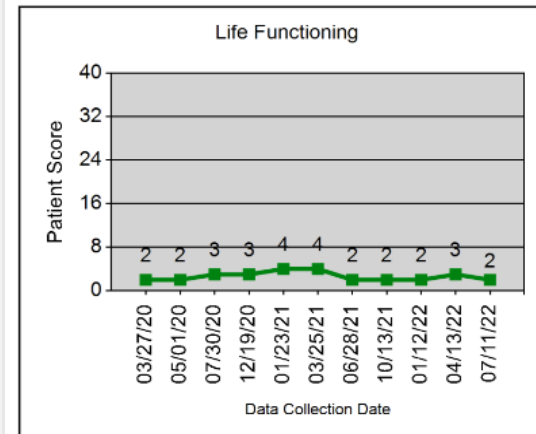
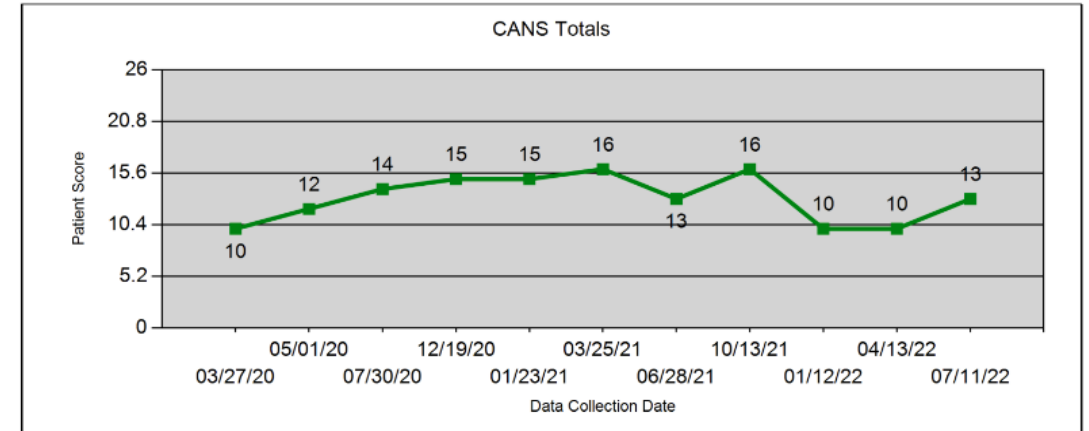
#### CANS Needs

Category	Score	Need for Action	Need for Intensive Action
Life Functioning	2		
Caregiver Strengths and Needs	1		
Youth Behavioral/Emotional Needs	6	Impulsivity/Hyperactivity	
Youth Risk Behaviors	0		
Trauma Experiences	0		
Culture	0		
School	0		
Intellectual Developmental	0		
Justice	0		
Traumatic Stress	0		
Suicide Risk	0		
Sexual Abuse	0		
Substance Use	0		
Runaway	0		
FireSetting	0		
Vocational	0		
RTF	0		
Transition Age	0		
<b>Total based on 18 scales</b>	<b>9</b>		

#### CANS Strengths

Category	Score	Centerpiece	Useful	Identified
Youth Strengths	4	Educational, Vocational, Talents, Spiritual/Religious, Community Connection, Relationship Permanence, Social Resources	Family, Interpersonal, Hopefulness/Optimism, Youth Involvement with Care	
<b>Total based on 1 scales</b>	<b>4</b>			

On charts below, patient scores in Red belong to a different Fayette program

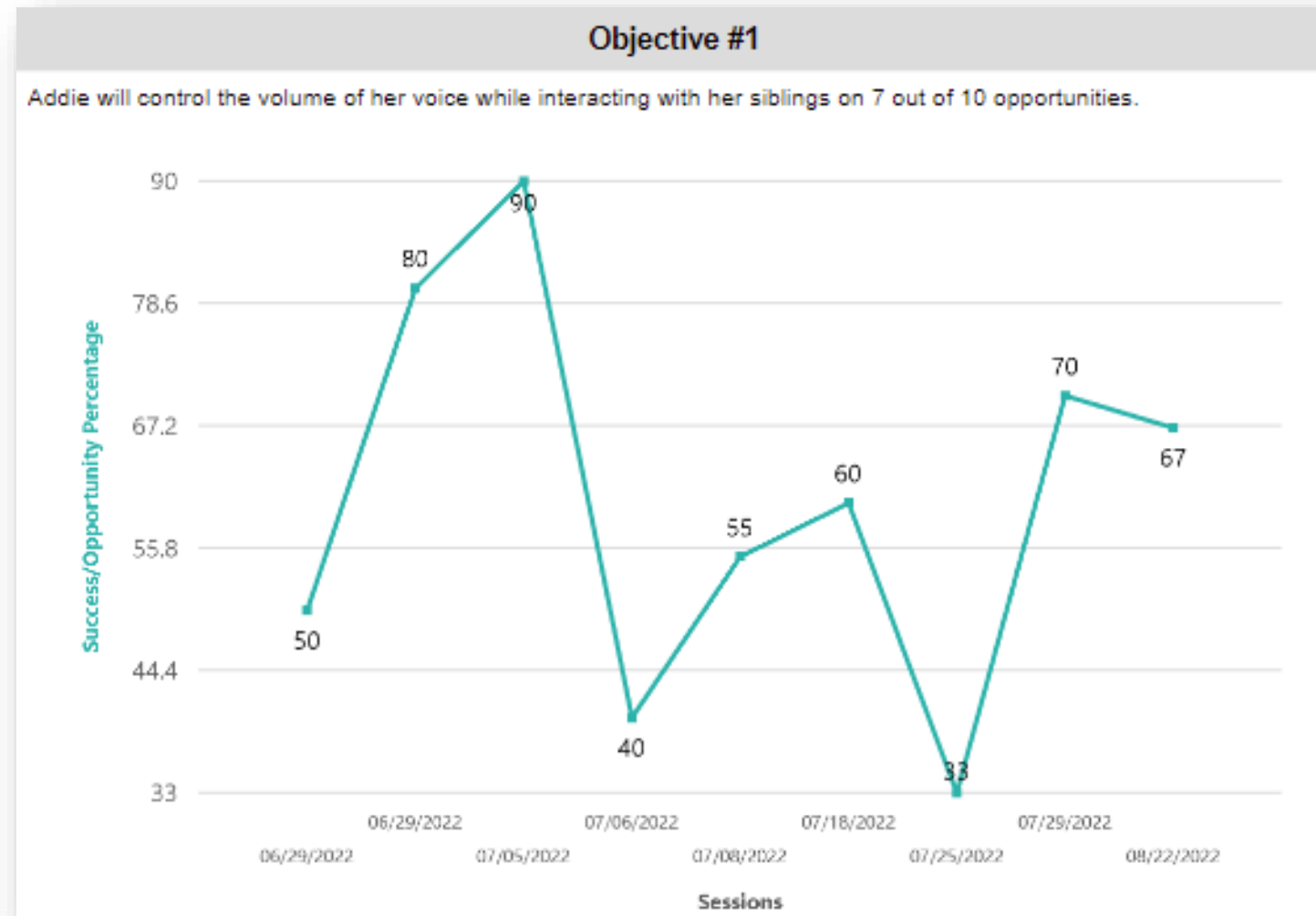


# KIDnet Reports

## Tracking Data from Individual Sessions

### Data Collection Based on a Client's Treatment Plan Objectives

Real-time graph based on data entered for specific objectives.



Average of Goal Attainment Rating scores entered on Natural Supports Skill Acquisition Data Entry Tools for a chosen cohort of individuals. An increase from the “initial” to the “last completed” represents a positive change in skill acquisition.

# KIDnet Reports

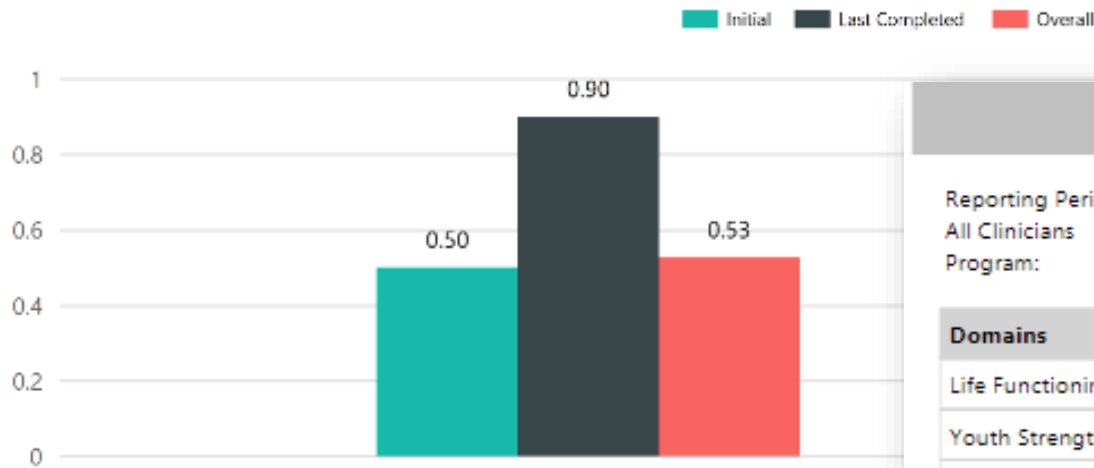
## Skill Acquisition and Symptom Reduction

### Aggregate Reports

Comparison of average scores for each domain of the CANS from initial to discharge/ last completed. Green text means the reduction in symptoms is statistically significant.

#### Natural Supports Skill Acquisition Report

Reporting Period: 11/01/2021 to 03/31/2022  
 All Clinicians  
 All Clients



#### Symptom Reduction Report

Reporting Period: 08/16/2021 to 08/16/2022  
 All Clinicians  
 Program:

Domains	Initial	Discharge	Reduction
Life Functioning	4.61	3.34	-1.28
Youth Strengths	12.73	8.48	-4.24
Caregiver Needs and Strengths	3.70	3.52	-0.18
Youth Behavioral/Emotional Needs	5.33	2.00	-3.33
Youth Risk Behaviors/Factors	0.00	0.28	0.28
Trauma Experiences	0.83	0.83	0.00
Culture	0.00	0.00	0.00

# Your KIDnet Login Credentials

**<https://comc.ametrics.org/>**

**Username:** First initial and last name (all lowercase, no spaces)

*Example:* Caleb Moser = cmoser

**Password:** Vbp2023!

# Value Based Purchasing Training and Resource Center

Additional training resources can be accessed by navigating to the [Value Based Purchasing Training and Resource Center](#)

[\(advancedmetrics.net/valuebasedpurchasingimplementation-2/\)](http://advancedmetrics.net/valuebasedpurchasingimplementation-2/)

# Thank You

The Advanced Metrics Team

## *Implementation:*

Caleb Moser: [cmoser@ametrics.org](mailto:cmoser@ametrics.org)

Tyler Ruenroeng: [truenroeng@ametrics.org](mailto:truenroeng@ametrics.org)

## *Solution Support:*

[kidnet.support@ametrics.org](mailto:kidnet.support@ametrics.org)

(717) 723-9802